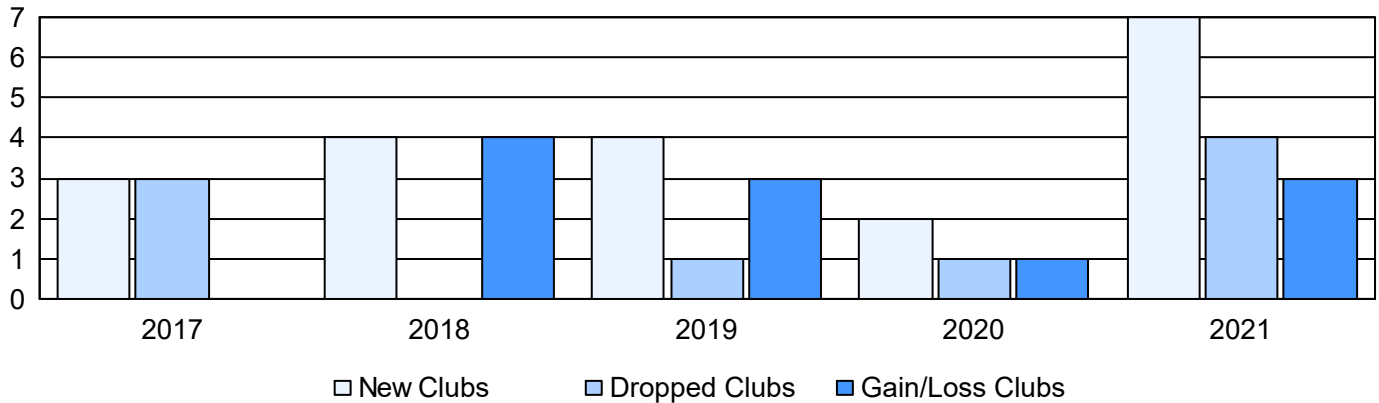
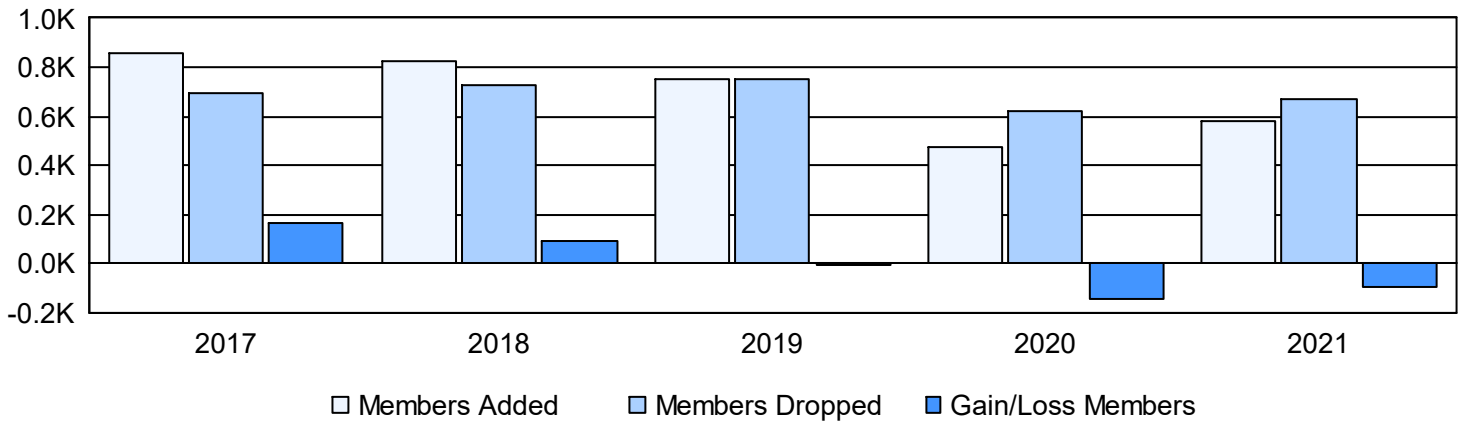


Year	New Clubs	Dropped Clubs	Gain/ Loss Clubs	New Members	Charter Members	Reinstate Members	Transfer Members	Total Member Added	Total Members Dropped	Gain/ Loss Members
2016-2017	3	3	0	684	80	39	51	854	692	162
2017-2018	4	0	4	635	100	47	41	823	729	94
2018-2019	4	1	3	551	141	25	32	749	752	-3
2019-2020	2	1	1	378	53	19	28	478	622	-144
2020-2021	7	4	3	375	172	13	18	578	673	-95
Average	4	2	2	525	109	29	34	696	694	3

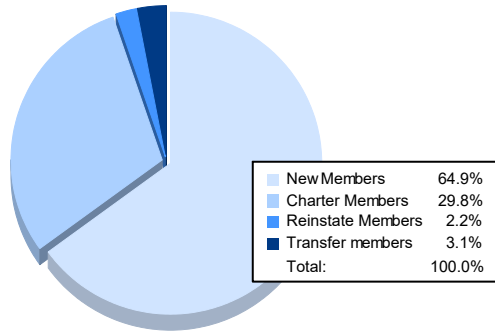
Clubs



Members



Membership Composition June 2021 Cumulative



Gender Composition June 2021 Cumulative

